

Topi-CLICK® Topi-CLICK® 35 Specifications



Topi-CLICK® 35: 35 mL, 0.25 mL per CLICK

DESCRIPTION: Topi-CLICK® 35 is a smart, effective topical dosing applicator designed to overcome the various limitations associated with pumps, syringes, tubes, tubs and jars. The Topi-CLICK® 35 can be used to dispense approximately 5 mL to 35 mL of a topical preparation depending on the volume to weight ratio of base and formula used.

Topi-CLICK® makes it easy to accurately measure the dose and apply topical medications to the intended area, thereby decreasing the risk of improper dosing and contamination while improving compliance and outcomes of therapy.

FEATURES:

- Each CLICK or turn of the base moves the plunger approximately 0.25 mL of volume space, thereby dispensing 0.25 mL of cream on average. The most common number of CLICKs used for one dose is 2 CLICKs or 0.50 mL of volume space.
- Audible, visual and tactile CLICK registrations for user recognition.
- Lower cost with simplified labeling – labels as fast and easily as a prescription bottle.
- Built-in applicator to prevent medication transference to unintended areas.
- “Refill” reminder badge helps patients to reorder in a timely manner.
- Designed to resist accidental discharge in purse, pocket or luggage.

TECHNICAL SPECIFICATIONS: Topi-CLICK® 35

Dispenser Volume:	Up to 37 mL
Delivery Volume:	Up to 34 mL
Dispense per CLICK:	0.25 mL
Approximate Residual:	2.5 mL
Approximate Priming:	0.50 mL or 2 CLICKs
Doses Provided:	When filling with 35 mL, the Topi-CLICK® will provide approximately 32 mL or 64 doses (at 2 CLICKs per dose or 128 CLICKs total).

- Registered FDA device, Class 1 Dispenser.
- Topi-CLICK’s FDA Registration # is 3007142798 and the Device Listing Number is D003073.
- Materials compliant with FDA 21.177 code, which is the requirement for United States Pharmacopeia (USP <661>).
- Made of FDA grade materials | BPA and Phthalate free | UV block.
- Recycling Code is #5 ♻️. Visit <http://doselogix.com/recycling-your-topi-click> for more information on recycling Topi-CLICK®.

***Volumes are approximate. As required for compounded prescription pharmaceuticals dispensed in volume dispensers, verify the weight to volume conversions thoroughly.** See dispensing instructions at <http://doselogix.com/downloads-how-it-works>. One time use only.

Topi-CLICK® 35 is the most accurate topical dosing dispenser among those compared in an independent study titled *Topical Metered Dosing Dispenser Performance Evaluation by Analytical Research Laboratories*. Request study at http://doselogix.com/accuracy_study/.

Topi-CLICK® Filling Instructions

Read all information, specifications and instructions carefully before filling and dispensing Topi-CLICKs.



STEP 1:

Fill the Topi-CLICK® dispenser with the desired amount of topical formulations using a Topi-CLICK® Filling Station, a spatula, EMP jar, or nozzle.



STEP 2:

If needed while filling, stop periodically to tap the Topi-CLICK® on the palm of your hand, counter or Tap-n-CLICK™ to help settle the topical.



STEP 3:

Put the built-in applicator (cap with a hole) on the top of the Topi-CLICK® container by aligning the inside key tabs with the slots on the top of the container tube and snap on.



STEP 4:

Prime the Topi-CLICK® by turning the base until topical is dispensed and wipe off topical.

Be sure to leave the base in the registered CLICK position by aligning the base column with the tube node: See Step 3 of the Patient Use Instructions.



Registered Position



STEP 5:

Snap on the protective outer cap. (If the cap doesn't fit tight, it's an indication that the built-in applicator in #3 is not "snapped" down all the way.)

Note: Be sure to align ports when using the 3Port™ cap and applicator.



STEP 6:

Apply center of label to the side of the Topi-CLICK® container which is opposite the "REFILL" and graduation marks.

For more information on dispensing amounts per CLICK see the **Product Specification's** at DoseLogix.com. See **Patient User Instructions** for information on how to apply topical medications using Topi-CLICK. **Verify formulas and weight per volume as required for compounded prescription pharmaceuticals.**

Topi-CLICK®

Topical Dosing Applicators

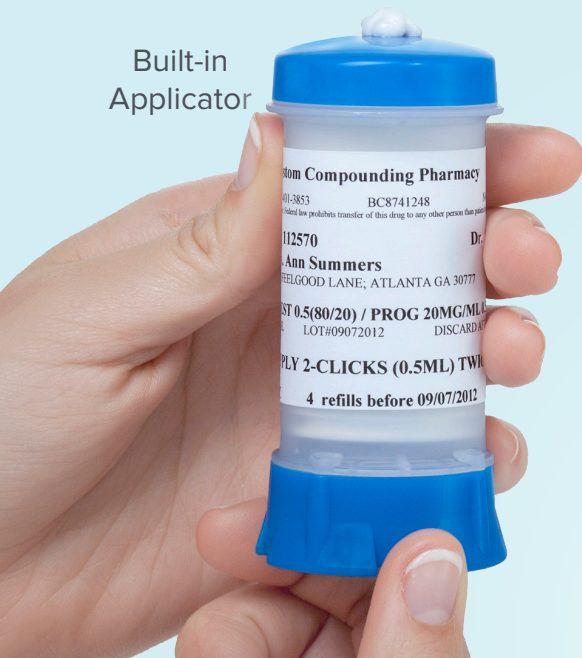
#1 in Accuracy Per Independent Study of Topical Dosing Dispensers

Patient, Physician and Pharmacist Benefits

HRT / BHRT / Low T / Pain Management / Scar Care

- The most accurate topical dosing dispenser in an independent study by Analytical Research Laboratories¹.
- Accuracy assures patients request refills on-time, every time.
- Built-in applicator for hands-free application, which lessens the risk of cross-contamination.
- Full dose is applied to the intended area.
- Ease-of-use increases patient satisfaction and compliance.
- Multiple colors for differentiating medications.
- Audible, visual and tactile CLICKs make it easy for patients to accurately dose medications.
- Has a Refill Badge™ for prompting patients to act for on-time refills.
- Made of FDA grade materials | BPA and Phthalate free | UV block and is Recyclable ♻️.
- UV block in plastic protects light sensitive topicals.

Built-in
Applicator



Topi-CLICK® 35 topical dosing applicators are available in ten vibrant colors.



Topi-CLICK® 140 topical dosing applicators are available in nine colors.



Visit www.DoseLogix.com to view the complete color availability.

Topi-CLICK® 35

Topi-CLICK® 35 is a smart, effective topical dosing applicator designed to overcome the various limitations associated with pumps, syringes, tubes, tubs and jars. The Topi-CLICK® 35 can be used to dispense approximately 5 mL to 35 mL of a topical preparation. **(0.25 mL / CLICK)**

Topi-CLICK® 140

The Topi-CLICK® 140 offers the same great dosing benefits as the Topi-CLICK® 35 but is designed for larger volume topical formulations up to 140 mLs. The friction-free 4Port™ domed applicator design allows dispensing of larger doses with ease and convenience. **(0.50 mL / CLICK)**

¹Topi-CLICK® 35 is the most accurate topical dosing dispenser among those compared in an independent study titled *Topical Metered Dosing Dispenser Performance Evaluation by Analytical Research Laboratories*. Request study at http://doselogix.com/accuracy_study/.

DOSELOGIX

DoseLogix.com | 877.870.8448 | info@DoseLogix.com

Topi-CLICK_061718

Copyright © 2018 DoseLogix, LLC All Rights Reserved.

Topi-CLICK® Patient Use Instructions



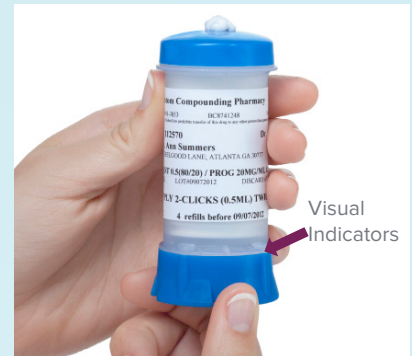
STEP 1:

Lift off the cap of the Topi-CLICK® container by placing your thumb under the tab on the protective outer cap and pressing upward.



STEP 2:

Turn the base to dispense the number of CLICKS specified in the instructions on your prescription label.



STEP 3:

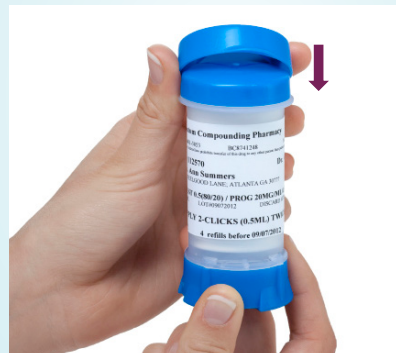
Watch the visual indicators when rotating base. Be sure to leave the base in the registered CLICK position by aligning the base column with the tube node after each use.



STEP 4:

Apply topical medication by rubbing the area of skin as directed by your pharmacist using the **built-in applicator**. **Continue rubbing until topical is completely absorbed into the skin.**

IMPORTANT: The built-in applicator lessens the risk of cross-contamination and ensures the full dose is applied to the intended area.



STEP 5:

Replace cap after each dose to prevent evaporation. Be sure cap snaps on tightly. **Note** Be sure to align ports when using the Topi-CLICK® 35 3Port™ cap and applicator.



STEP 6:

The bottom of the plunger is the indicating line; when it reaches the embossed line below the word "Refill" approximately 32 CLICKS are left. Approximately 12 CLICKS remain at the line above the word "Refill".

Follow instructions on provider's label before using the Topi-CLICK®.

¹Topi-CLICK® 35 is the most accurate topical dosing dispenser among those compared in an independent study titled *Topical Metered Dosing Dispenser Performance Evaluation* by Analytical Research Laboratories. Request study at http://doselogix.com/accuracy_study/.



Prescribe the
#1 in Accuracy
Topical Dosing Dispensers

Rx _____

Example

Compounded Medication

Generic Name of Active Ingredients(s) / Strength or Dose (i.e., mL or %)

Dosage Form: (i.e., Transdermal Cream, Transdermal Gel)

Quantity:

Directions for Use:

Brest 0.1/1.5
8: 2 cicles apply to the
(topical)

Topi Patient Tips™

New

TOPI-CLICK® Important Patient Information
(Bag Insert)

The most accurate topical dispenser per independent study.*

Topi Patient Tips™

1. Read instructions on provider label.
2. Remove cap.
3. Turn **Base** to CLICK dose as prescribed.
(Note Registered Position Below)
4. Use **Built-in Applicator** to apply medication to intended area as prescribed.
5. Replace cap tightly after each dose to prevent evaporation.

Registered Position

REFILL Badge™

BOTTOM of Plunger Indicates REFILL and # of CLICK Doses Remaining

12
32

DOSELOGIX Mkt-1002_050117

DoseLogix.com | 877.870.8448 | info@DoseLogix.com

**ARL PEER REVIEWED EVIDENCE at www.DoseLogix.com/accuracy_study.*

Providing Patient Education

Providing patient education is a top priority with DoseLogix.

The NEW Easy-Unpack™, 25 package of Topi-CLICK® 35s, contain Topi Patient Tips™ that can be inserted into each prescription to provide simple patient instructions.

Healthcare providers can be assured patients are using the Topi-CLICK® topical dosing applicator properly and receiving an accurate dose every time.

