



**#1 in  
Accuracy**

*Finally...*

*Innovations in  
Vaginal Dosing*

**Topi-CLICK® Perl™**

**Precise Easy Reliable Loading**

PERL™ is a **NEW** way to dispense vaginal medications. By combining the most accurate dispenser revealed in an independent study<sup>1</sup>, the Topi-CLICK® 35, with the new patented Perl™ Snap-On Applicator, the result is a vaginal dosing method that is precise and designed for comfort. **(0.25 mL / CLICK)**


<sup>1</sup>Request the ARL PEER REVIEWED study  
at [http://doselogix.com/accuracy\\_study/](http://doselogix.com/accuracy_study/).

**Snap... CLICK... Tilt... *GO!*™**

Provides an accurate dose from dispenser to applicator and eliminates guesswork.



**Snap On Applicator**



**CLICK / Turn Base**



**Tilt Off Applicator**

Topi-CLICKPerl\_061718



# Topi-CLICK® Perl™ Vaginal Dosing Kit

## Snap... CLICK... Tilt... **GO!**™

### A. Opening/Attaching the Vaginal Applicator to the Perl™

1. Flip open the Perl shell cap. (Figure a.)
2. Snap on the applicator to the **receptor port** of the Perl dispenser. The applicator plunger should touch the **receptor port**. The **Topi-CLICK Perl dispenser is designed to be used exclusively with the Perl Snap-on Applicator™**. (Figure b.)

Flip Open



### B. Loading Medication into Perl™ Applicator

1. Simply turn/CLICK the base of the Perl to load the metered dose into the applicator. (Figure c.)

2. Keep the Perl in vertical position when loading the applicator as shown. (Figure c.)

3. Do not push down on plunger.

**Note: Each turn/CLICK dispenses 0.25 mL of medication accurately and does not require fill lines on the applicator. (see table below)**

### Dosing Guide

1 CLICK = 0.25 mL	3 CLICKs = 0.75 mL
2 CLICKs = 0.50 mL	4 CLICKs = 1.00 mL

### C. Removing Vaginal Applicator

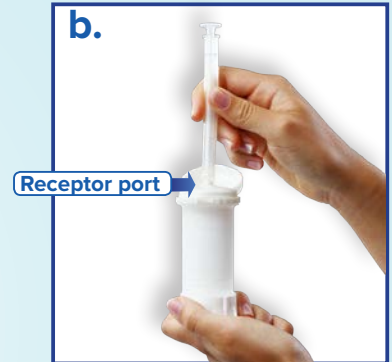
1. Slowly tilt off the Perl applicator as shown until the applicator releases from the receptor port. **Do not pull or snap off.** (Figure d.)
2. Use vaginal applicator to dose as prescribed.
  - **Applicator is dishwasher safe, but use caution to avoid residual medicine transfer when cleaning.**
  - **USP Class VI compliant**



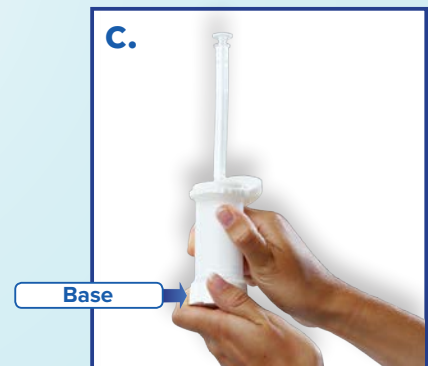
### D. Closing the Cap

1. Flip down shell cap tightly after each dose to prevent evaporation.

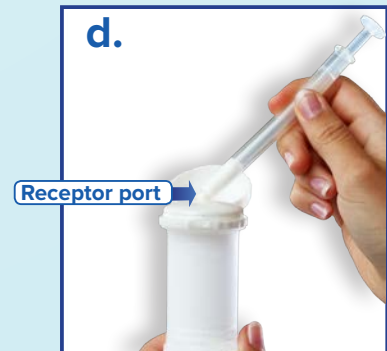
Snap On



Turn / CLICK



Tilt off





Prescribe the  
#1 in Accuracy  
Topical Dosing Dispensers

Rx \_\_\_\_\_

*Example*

Compounded Medication

Generic Name of Active Ingredients(s) / Strength or Dose (i.e., mL or %)

Dosage Form: (i.e., Transdermal Cream, Transdermal Gel)

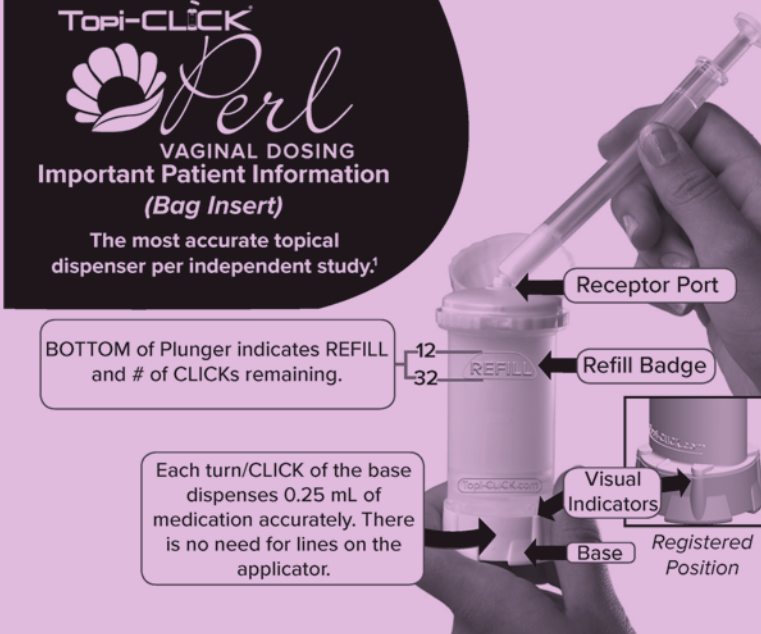
Quantity:

Directions for Use:

B1ES1 0.1/1.5  
Sig: 2 cicles apply to the  
(topical)

## Perl Patient Tips™

New



**Topi-CLICK® Perl**  
VAGINAL DOSING  
Important Patient Information  
(Bag Insert)

The most accurate topical dispenser per independent study.\*

BOTTOM of Plunger indicates REFILL and # of CLICKs remaining.

Each turn/CLICK of the base dispenses 0.25 mL of medication accurately. There is no need for lines on the applicator.

Receptor Port

Refill Badge

Visual Indicators

Base

Registered Position

### Topi-CLICK® Perl™ Patient Tips

1. Read instructions on provider label.
2. Flip Perl™ shell cap to open.
3. Snap-on Perl™ applicator to receptor port.
4. Turn base to CLICK dose as prescribed (Note the *Registered position* above).
5. Tilt applicator to remove from receptor port.
6. Flip down shell cap tightly after each dose to prevent evaporation.
7. User applicator to dose as prescribed.

**Topi-CLICK®** MK-1015\_041818 **DOSELOGIX**  
DoseLogix.com | 877.870.8448 | info@DoseLogix.com  
\*Request Independent Study – www.DoseLogix.com/accuracy\_study

## Providing Patient Education

Perl Patient Tips™ are included with every 25/Pack order of the Perl™ Vaginal Dosing Kit and the Perl™ Dispenser. Healthcare providers can be assured patients are using the Topi-CLICK® Perl™ properly and receiving an accurate dose every time when these tips are used in conjunction with counseling patients.

Educating patients can save time and money in your pharmacy. Place this handy bag insert in your patient's prescription bag.

Topi Patient Tips™ can be found in every 25/Pack of Topi-CLICK® 35 and Topi-CLICK® 140. Email info@DoseLogix.com or call 877.870.8448 for more information on either of these convenient instructional bag inserts.





## Topi-CLICK® Perl™ Vaginal Dosing Kit

### Topi-CLICK® 35 Perl Vaginal Dosing Kit: 35 mL, 0.25 mL per CLICK

**DESCRIPTION:** Topi-CLICK Perl™ (Precise / Easy / Reliable / Loading) is an innovative new way to dispense vaginal medications. The result of combining the most accurate dispenser revealed in an independent study<sup>1</sup>, the Topi-CLICK® 35, with the new patent pending Perl™ Snap-On Applicator, is a precise vaginal dosing method designed for comfort.


The Topi-CLICK® 35 Perl™ can be used to dispense approximately 5 mL to 35 mL of a topical preparation depending on the volume to weight ratio of base and formula used.

#### FEATURES:

- Each CLICK or turn of the base moves the plunger approximately 0.25 mL of volume space, thereby dispensing 0.25 mL of cream on average. The most common number of CLICKs used for one dose is 2 CLICKs or 0.50 mL volume space.
- Audible, visual and tactile CLICK registrations for user recognition.
- Lower cost with simplified labeling – labels as fast and easily as a prescription bottle.
- Built-in applicator to prevent medication transference to unintended areas.
- “Refill” reminder badge helps patients to reorder in a timely manner.
- Designed to resist accidental discharge in purse, pocket or luggage.

#### TECHNICAL SPECIFICATIONS: Topi-CLICK® 35 Perl Vaginal Dosing Kit

<b>Dispenser Volume:</b>	Up to 37 mL
<b>Delivery Volume:</b>	Up to 34 mL
<b>Dispense per CLICK:</b>	0.25 mL
<b>Approximate Residual:</b>	2.5 mL
<b>Approximate Priming:</b>	0.50 mL or 2 CLICKs
<b>Doses Provided:</b>	When filling with 35 mL, the Topi-CLICK® will provide approximately 32 mL or 64 doses (at 2 CLICKs per dose or 128 CLICKs total.)

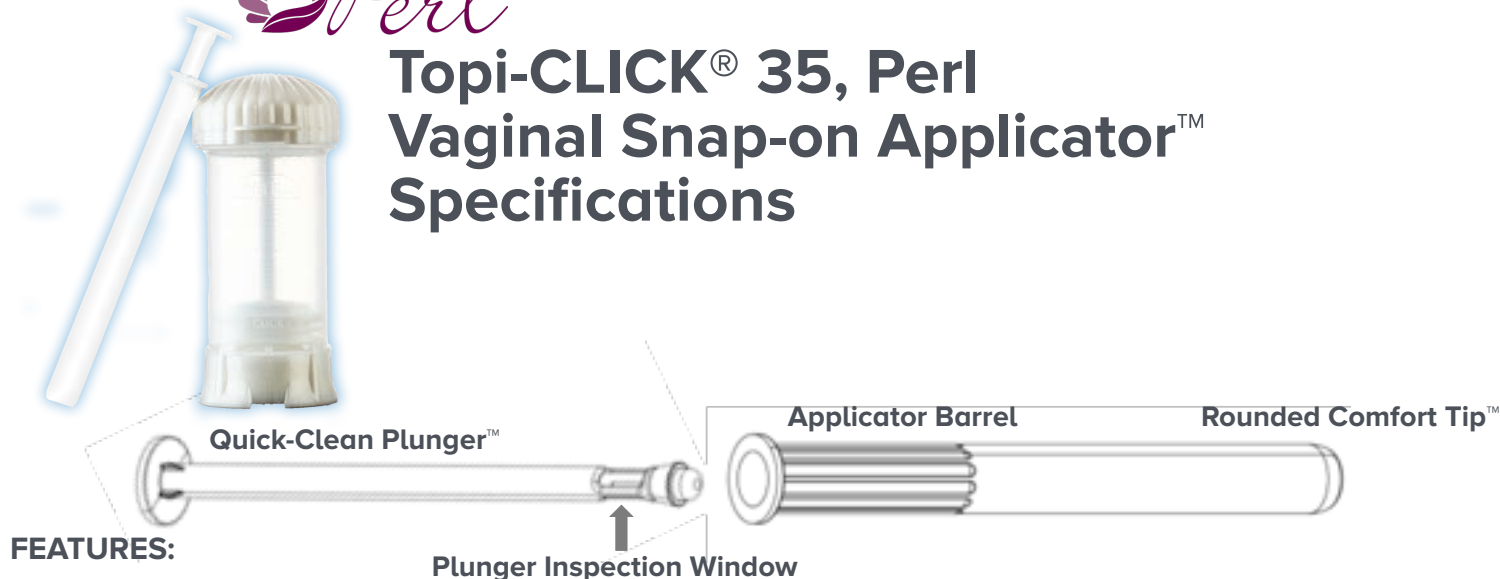
- Registered FDA device, Class 1 Dispenser.
- Topi-CLICK's FDA Registration # is 3007142798 and the Device Listing Number is D003073.
- Materials compliant with FDA 21.177 code, which is the requirement for United States Pharmacopeia (USP <661>).
- Made of FDA grade materials | BPA and Phthalate free | UV block.
- Recycling Code is #5 . Visit <http://doselogix.com/recycling-your-topi-click> for more information on recycling Topi-CLICK®.

**\*Volumes are approximate. As required for compounded prescription pharmaceuticals dispensed in volume dispensers, verify the weight to volume conversions thoroughly.** See dispensing instructions at <http://doselogix.com/downloads-how-it-works>. One time use only.

**Topi-CLICK® 35 is the most accurate topical dosing dispenser among those compared in an independent study titled *Topical Metered Dosing Dispenser Performance Evaluation by Analytical Research Laboratories*. Request study at [http://doselogix.com/accuracy\\_study/](http://doselogix.com/accuracy_study/).**



## Topi-CLICK® 35, Perl Vaginal Snap-on Applicator™ Specifications





### Topi-CLICK® 35, Perl™ Snap-on Applicator Features



- Easy & Accurate Dosing™ compared to older style of threaded tip applicators for filling by tubes.
- Rounded Comfort Tip™ to help insertion be more pain-free and safer for patients.
- Snap-On Applicator Tip™ for fastest connecting and disconnecting during loading.
- Improved hygiene: Elimination of screw threads at tip allow for more thorough and quick cleaning.
- Quick-Clean Plunger™ design for easier cleaning.
- Maximum Applicator Capacity = 4.75 mL
- Minimized Residual as compared to older style of threaded tip applicators for filling by tubes.

Filled Amount	Threaded Ribbed	Threaded Smooth	Perl (Non-Threaded)
Filled to 1.0 mL: Residual =	0.12 mL	0.20 mL	0.05 mL
Filled to 4.0 mL: Residual =	0.19 mL	0.22 mL	0.11 mL

#### ◆Applicator Barrel Material:

- Meets USP Class VI & ISO-10993
- BPA, PVC, PCB, and Phthalate Free 
- Reusable and does not degrade after 30 dishwasher cycles.
- Recycle code 4 

#### Quick-Clean Plunger™ Material:

- Meets USP Class VI & ISO-10993
- BPA, PVC, PCB, and Phthalate Free 
- Reusable and does not degrade after 30 dishwasher cycles.
- Recycle code 5 

\*Volumes are approximate. As required for compounded prescription pharmaceuticals dispensed in volume dispensers; verify the weight to volume conversions thoroughly.

Topi-CLICK® 35 is the most accurate topical dosing dispenser among those compared in an independent study titled *Topical Metered Dosing Dispenser Performance Evaluation* by Analytical Research Laboratories. Request study at [http://doselogix.com/accuracy\\_study/](http://doselogix.com/accuracy_study/).

Copyright © 2018 DoseLogix, LLC All Rights Reserved.