

TOPI-CLICK®






Accurate & easy dosing
for pets



CLICK... Lick...
goi™



Choose Topi-CLICK® for The Best User Experience™

-  Automated metered-dosing
-  Built-in dosing applicator
-  Audible, Tactile and Visual CLICKs indicate measure of dose (no need to manually mark dose)
-  Pets learn to associate the CLICK as positive conditioning so there is no struggle when dosing
-  Built-in REFILL Badge helps pet owners reorder medication on-time

Lickable Suggestions



Amlodipine
Atenolol
Ciprofloxacin
Doxycycline
Fluconazole
Fluoxetine
Gabapentin
Methimazole
Mirtazepam
Metronidazole
Phenobarbital
Piroxicam
Potassium Bromide
Ursodiol

Follow instructions on provider's label before using the Topi-CLICK®. Consult with literature or a prescriber veterinarian on the most appropriate route of delivery and dosing before dispensing to patients.



Request FREE Topi-CLICK® 35 samples for patient trials and also get a copy of the accuracy study at <http://DoseLogix.com/samples>.

CLICK... Lick...
goi™

TOPI-CLICK®

Accurate & easy dosing for pets



Topi-CLICK® Pet Use Instructions



STEP 1:

Lift off the cap of the Topi-CLICK® container by placing your thumb under the tab on the protective outer cap and pressing upward.



STEP 2:

Turn the base to dispense the number of CLICKS specified in the instructions on your prescription label.



STEP 3:

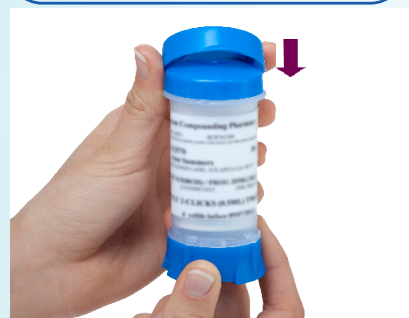
Watch the visual indicators when rotating base. Be sure to leave the base in the registered CLICK position by aligning the base column with the tube node after each use.

Each turn/CLICK of the base dispenses 0.25 mL of medication accurately.



STEP 4:

Hold Topi-CLICK® while your pet licks the applicator pad to get an accurate tasty dose of medication.



STEP 5:

Replace cap after each dose to prevent evaporation. Be sure cap snaps on tightly.

Note Be sure to align ports when using the Topi-CLICK® 35 3Port™ cap and applicator.



STEP 6:

The bottom of the plunger is the indicating line; when it reaches the embossed line below the word "Refill" approximately 32 CLICKS are left. Approximately 12 CLICKS remain at the line above the word "Refill".

Follow instructions on provider's label before using the Topi-CLICK®.
Consult with literature or a prescriber veterinarian on the most appropriate route of delivery and dosing before dispensing to patients.

1Topi-CLICK® 35 is the most accurate topical dosing dispenser among those compared in an independent study titled *Topical Metered Dosing Dispenser Performance Evaluation* by Analytical Research Laboratories. Request study at http://doselogix.com/accuracy_study/. http://doselogix.com/accuracy_study/.

Topi-CLICK35VetUse_021120

Topi-CLICK[®]

Topi-CLICK MICRO[®]

Revolutionary way to accurately & easily micro-dose topical medications for humans & pets



0.05 mL
Per
CLICK



NEW
Colors Available
Topi-CLICK Micro[®] 9 mL

Easy Screw Cap



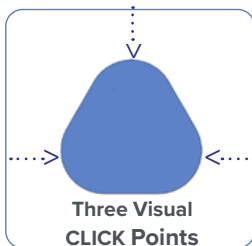
Choice of three applicators

Standard Luer Lock Connection

REFILL Indicator



Innovative TRIAD Shape Allows Precision Application Control



Each turn/CLICK of Base dispenses 0.05 mL of topical

1 CLICK = 0.05 mL
2 CLICKs = 0.10 mL
3 CLICKs = 0.15 mL

The Topi-CLICK Micro[®] Difference

Accurate & Consistent Dose[™]

- Topi-CLICK Micro[®] is the most accurate among those in a patient simulation test.
- Eliminates user-variability
- Consistent automated dosing throughout treatment

Automated Metered Dosing

- Audible, Tactile and Visual CLICKs indicate measure of dose at each point of the unique triad-shaped base (One CLICK = 0.05 mL)

Targeted Topical Therapy

- Innovative triad-shaped dispenser allows for precision handling during application
- Applicator reduces the risk of hand transference to others
- Offers applicator selections for customized dosing

Select one of 3 applicators



Universal Rounded Applicator[™]



Soft Angled Applicator[™]



Pin Point Applicator[™]

Viscosity Assurance[™]

- Accuracy NOT affected by varying formulations
- Accuracy NOT affected by varying bases

Topi-CLICK Micro[®] 9 mL

Dispense/CLICK: 0.05 mL

Dispenser Volume: Up to 9.75 mL

Total Delivery Volume: Up to 9.45 mL

Approx. Residual: 0.15 mL

Approx. Priming: 0.15 or 3 CLICKs

Made of FDA grade materials | Phthalate free | blocks UV and is Recyclable ♻️.

DOSELOGIX

Copyright © 2020, DoseLogix. All rights reserved.

DoseLogix.com | 877.870.8448 | info@DoseLogix.com

Request FREE samples for patient trials at DoseLogix.com/samples/

TOPI-CLICK[®]

TOPI-CLICK MICRO[®]



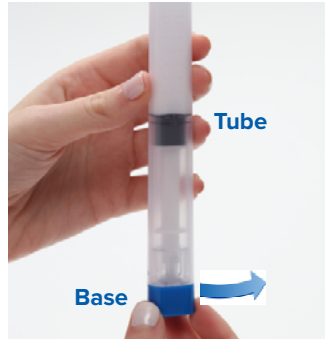
Topical Micro-dosing Application

Veterinary Patient Instructions

- ✓ Automated, metered topical dosing provides an accurate and consistent dose every time
- ✓ Audible, Tactile and Visual CLICKs indicate measure of dose (no need to manually mark dose)
- ✓ Innovative TRIAD shape allows for precision handling
- ✓ Built-in REFILL Badge helps pet owners reorder medication on-time



STEP 1:
Unscrew the cap of the Topi-CLICK Micro[®] and set aside for recapping after use.



STEP 2:
Holding the Micro[®] in an upright position, turn/CLICK the **Base** the number of CLICKs or mLs specified on the prescription label. Use the Audible, Tactile, and Visual CLICK points of the triad shaped **Base** as dosing indicators. Be sure to align **Base** with the **Triad Tube** to ensure dose is fully dispensed.



STEP 3:
Apply topical medication with built-in applicator as directed by veterinarian or pharmacist. **Continue rubbing until preparation has completely saturated the prescribed areas through your pet's fur.** **IMPORTANT:** The built-in applicator lessens the risk of transference to unintended areas. No need to use your fingertips to apply medication.



STEP 4:
Screw on cap after each dose to prevent evaporation. Be sure cap is secured completely.

Innovative TRIAD Shape Allows Precision Application Control

Each turn/CLICK of the base dispenses 0.05 mL of medication accurately.



REFILL Line

Plunger

The Refill Badge[™] reminder system helps pet owners reorder in a timely manner.

When the **TOP** black line of the **Plunger** reaches the embossed line below the word "REFILL" approximately 32 CLICKs are left. Approximately 12 CLICKs remain at the line above the word "REFILL".

Note: Follow instructions on prescription label before use. Topi-CLICK Micro[®] is not re-fillable.

Made of FDA grade materials | Phthalate free | blocks UV and is Recyclable ♻️.

DOSELOGIX

Copyright © 2020, DoseLogix. All rights reserved.

DoseLogix.com | 877.870.8448 | info@DoseLogix.com

Request FREE samples for patient trials at DoseLogix.com/samples/

TOPI-CLICK®

TOPI-CLICK

MICRO®

DoseLogix Laboratory Test Results

Product performed per design specifications. Device is both highly accurate and precise, demonstrating a tight variance and an average dose being 98.7% of the rated dose. Product performance variance was reduced for two CLICKs versus one CLICK.

Qualifies inspection and is passed.

Accurate Micro-dosing Designed for Patients and Pets

Topi-CLICK Micro® Lifetime Dosing Accuracy

(1 CLICK or 0.05 mL)

(2 CLICKS or 0.10 mL)

Average Dose	0.049 mL	0.099 mL
Standard Deviation	0.003 mL	0.004 mL
Coefficient of Variation	5.7%	3.8%
Average Dose to Rated Volume	98.7%	98.7%

Dispense/CLICK: 0.05 mL
Dispenser Volume: Up to 9.75 mL
Total Delivery Volume: Up to 9.45 mL

Approx. Residual: 0.15 mL
Approx. Priming: 0.15 mL or 3 CLICKS

*Volumes are approximate. As required for compounded prescription pharmaceuticals dispensed in volume dispensers; verify the weight to volume conversions thoroughly.

Made of FDA grade materials | Phthalate free | blocks UV and is Recyclable ♻️

DOSELOGIX

Copyright © 2020, DoseLogix. All rights reserved.

DoseLogix.com | 877.870.8448 | info@DoseLogix.com

Request FREE samples for patient
trials at DoseLogix.com/samples/