



**NEW Color
Now Available!**

**Topi-CLICK Perl®
proven
#1 in Accuracy¹**




**¹Request the
American Journal of Internal Medicine
Perl® ARL Study Evaluation at
www.DoseLogix.com/Perl/Accuracy_study.**

Topi-CLICK Perl® Vaginal Dosing Kit with Snap-on Vaginal Applicator

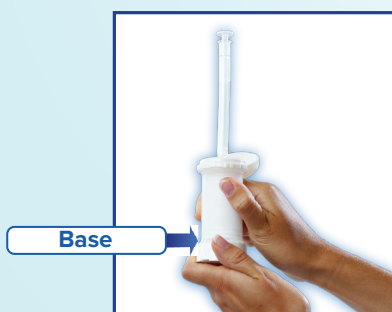


PERL® is a NEW way to dispense vaginal medications. The elegant Topi-CLICK Perl® Vaginal Dosing Kit combines the Topi-CLICK® 35 loader with the Perl® Snap-On Applicator™ resulting in a vaginal dosing method that is precise and designed for comfort. **(0.25 mL / CLICK)**

Snap... CLICK... Tilt... **GO!**™



Snap On Applicator



CLICK / Turn Base



Tilt Off Applicator

The Topi-CLICK Perl® dispenser is designed to be used exclusively with the Perl® Snap-on Applicator™.



Topi-CLICK Perl® Vaginal Dosing Kit

Snap... CLICK... Tilt... *GO!*™

A. Opening/Attaching the Perl® Snap-On Applicator™

1. Flip open the Perl shell cap. (Figure a.)
2. Snap on the applicator to the **receptor port** of the Perl dispenser. The applicator plunger should touch the **receptor port**. The **Topi-CLICK Perl dispenser is designed to be used exclusively with the Perl Snap-on Applicator™**. (Figure b.)

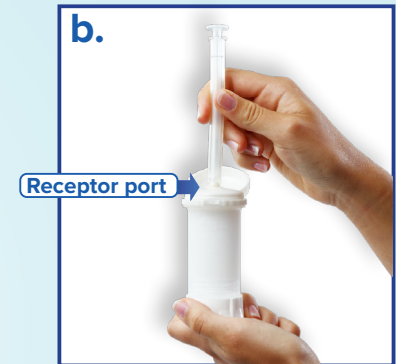
Flip Open



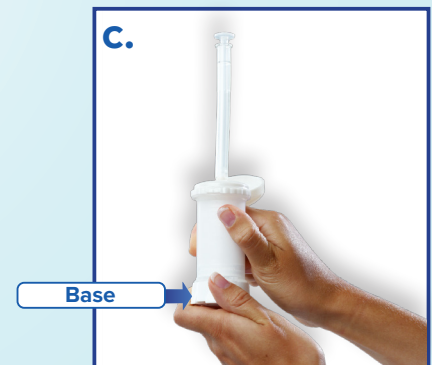
B. Loading Medication into the Perl® Snap-On Applicator™

1. Simply turn/CLICK the base of the Perl to load the metered dose into the applicator. (Figure c.)
2. Keep the Perl in vertical position when loading the applicator as shown. (Figure c.)
3. Do not push down on plunger.

Snap On



Turn / CLICK



Tilt off



Note: Each turn/CLICK dispenses 0.25 mL of medication accurately and does not require fill lines on the applicator. (see table below)

Dosing Guide

1 CLICK = 0.25 mL	3 CLICKs = 0.75 mL
2 CLICKs = 0.50 mL	4 CLICKs = 1.00 mL

C. Removing Perl® Snap-On Applicator™

1. Slowly tilt off the Perl applicator as shown until the applicator releases from the receptor port. **Do not pull or snap off.** (Figure d.)
2. Use vaginal applicator to dose as prescribed.
 - **Applicator is dishwasher safe, but use caution to avoid residual medicine transfer when cleaning.**
 - **USP Class VI compliant**



D. Closing the Cap

1. Flip down shell cap tightly after each dose to prevent evaporation.

Topi-CLICKPerlPatientUse_082420