

New!

Currently available
exclusively through

TOPI-CLICK®

SpeedDispenser™ Cup

Designed for Use with the



- *No Mixing Blades*
- *Easy Transfer*
- *Simple Clean-Up*



The perfect combination to compound a prescription & fill Topi-CLICK® dosing dispensers from the same container.



- ✓ Prepare highly concentrated master-batches to reduce processing time on common formulations.
- ✓ Compound and store bulk prescriptions.
- ✓ Safely store preparations of USP 800 hazardous materials in a sealed container.
- ✓ Fill Topi-CLICK® 35/140 dispensers from a sealed container.

The SpeedDispenser™ Cup can easily be transferred to the Topi-Filler™ Filling Station to dispense compounded preparations.

877.870.8448 info.TopiCLICK@teamtech.com



Topi-CLICK | TEAM Technologies
300 Parkbrooke Place, Suite 140, Woodstock, GA 30189 USA
T. 877.870.8448 E. info.TopiCLICK@teamtech.com
www.Topi-CLICK.com



Pharmaceutical
Delivery
Devices

SpeedDispenser™ Cup Instructions




STEP 1:

- Install the plug into the bottom of the SpeedDispenser™ Cup.
- Ensure the plug is seated properly.
- Add components.

Note:

You must add between 200 and 500 grams of material to the SpeedDispenser™ Cup or the compound will not properly mix.



STEP 2:

- Firmly screw the lid onto the SpeedDispenser™ Cup.
- Load the SpeedDispenser™ Cup into the FlackTek SpeedMixer®.
- Close the FlackTek SpeedMixer® chamber lid.



STEP 3:

- Blend the components using the pre-set FlackTek SpeedMixer® program.



STEP 4:

- Remove the SpeedDispenser™ Cup from the FlackTek SpeedMixer™.
- Remove the lid from the SpeedDispenser™ Cup.
- Ensure that the Luer plug has been removed from the plunger.
- Insert the plunger into the SpeedDispenser™ Cup.



STEP 5:

- Push down on the plunger to expel air from the SpeedDispenser™ Cup.
- When all air is expelled from the SpeedDispenser™ Cup (cream appears in the plunger vent), screw the Luer plug into the center of the plunger.



STEP 6:

- If using a Topi-Filler™ Filling Station to dispense product, ensure the Filling Station is equipped with the Plunger Rod Adaptor.
- Note:*
Failure to use the Plunger Rod Adaptor may result in damage to the SpeedDispenser™ Cup.



STEP 6: (continued).


- Place the SpeedDispenser™ Cup into the Filling Station.
- Remove the plug from the bottom of the SpeedDispenser™ Cup.
- Attach a Topi-CLICK® Filling Nozzle.
- Dispense product using gentle consistent pressure.



STEP 6: (alternative).

- Remove the plug from the bottom of the SpeedDispenser™ Cup.
- Attach a Topi-CLICK® Filling Nozzle.
- Place the SpeedDispenser™ Cup into a hand-held dispenser.
- Dispense product starting with the lowest speed setting.

SpeedDispenser™ Cup Components




Lid

The lid is used to seal the top of the SpeedDispenser™ Cup while processing material in the FlackTek SpeedMixer®.



Luer Plug

A Luer Plug is used to seal the plunger.



Plunger

The plunger is used to force material from the SpeedDispenser™ Cup after the material has been processed by the FlackTek SpeedMixer®.



SpeedDispenser™ Cup

The SpeedDispenser™ Cup is used to store, mix and dispense product.



Plug

The plug seals the SpeedDispenser™ Cup.




Topi-CLICK® Filling Nozzle

The Topi-CLICK® Filling Nozzle is an aid when filling Topi-CLICK® metered dosing dispensers.

SpeedDispenser™ Cup

Designed for Use with the



CAUTION: Requires both a FlackTek SpeedMixer™ system and a Topi-CLICK® Filling Station.

DESCRIPTION: The SpeedDispenser™ Cup is designed to compound and dispense prescriptions from the same container. The SpeedDispenser™ Cup allows a pharmacy to compound a prescription and then fill Topi-CLICK® 35, Topi-CLICK® 140, and Topi-CLICK® PerI® dispensers in an easy and efficient manner. Bulk prescriptions can be stored in the container, ready for use.

FEATURES:

- Can compound, and dispense from the same container.
- No mixing blades simplifies cleanup.
- Air-free design and UV-resistant plastic allow for long term storage of bulk prescriptions.
- Compatible with popular EMP style nozzles.
- Clear container allows for easy identification of remaining contents.

TECHNICAL SPECIFICATIONS: SpeedDispenser™ Cup

Dispenser Volume: Between 200 g to 500 g

- Topi-CLICK's FDA Registration # is 3007142798.
- Materials compliant with FDA CFR 21.177 code, which is the requirement for (<USP 661>).
- Made of FDA grade materials | BPA and Phthalate free | Blocks UV.
- Recycling Code is #5. ♻️ Visit <http://https://topi-click.com/recycling-info> for more information on recycling Topi-CLICK®.